
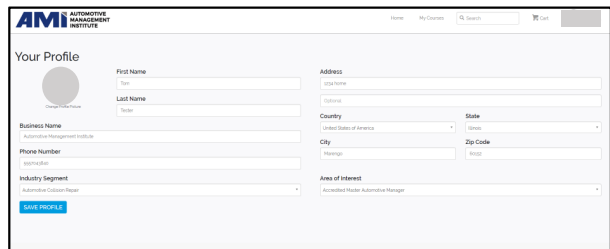
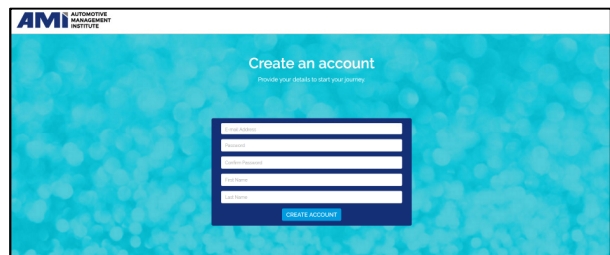
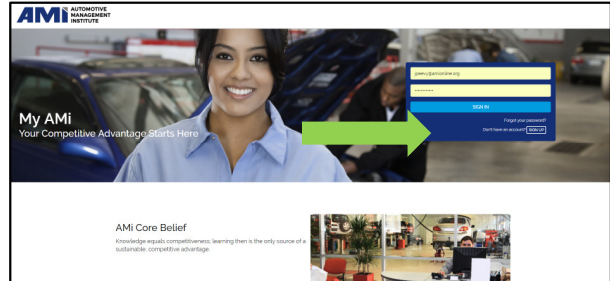


How to sign up for an online course directly.

1. Go to www.amisignup.org
2. Click on “Don’t have an account” Sign Up.
3. Complete the “Create an Account” form.
4. You will receive a confirmation email.
5. Confirm email
6. Complete “Your Profile”.
- Be sure to complete “Industry Segment” & “Area of Interest”.
7. Save Profile
8. Use search function on your Home Page to find the specific course you are looking for.
9. Once course description is on your screen, either “add to cart” to purchase or “launch” if already purchased.



For more information
about AMi go to
www.amionline.org